



HIGH SPEED AUTOMATIC LABEL APPLICATOR

AL-AI



Supported by **UTMOST CAPACITY** of **ISHIDA**
(ALL ISHIDA)



SLIM & SMART DESIGN ENHANCES PRODUCTIVITY.

Model AL series are designed with SMART & COMPACT architecture so there is no limits to the installation possibilities.

AL series SMART & INTELLIGENT features can prevent operational errors, leading to reduction in downtime and labor saving.



SMALL FOOTPRINT

Installation Area
Width:70cm x Depth:60cm

Exterior Body:
Crafted from STAINLESS STEEL
providing superior rust-resistance

Installation Area
Approx. **43%**
reduction

(compared with our existing products)


* The photo shows the AL-AI-W equipped with factory-installed option.
* The photo is only a representation. Actual product may differ from what you see in the photos.
* The installation space compared to the AL-EMZ-W.

01 HIGH ACCURACY LABELLING

Rotating Robotic Label Application Arm [Upper Labelling]


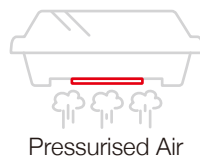
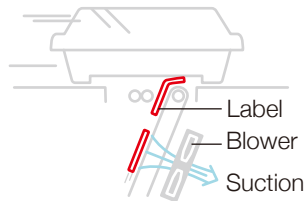
Automatically rotating robotic label application arm assures the highest accuracy labelling with no lost motion.

In addition the AL-AI series is equipped with a front loading cassette unit which makes label roll exchange simple, easy and quick: minimising down time.



Belt Conveyor Transfer [Bottom Labelling]

Integrated vacuum unit assures a reliable label transfer.



Pressurised Air Blow [Bottom Labelling]

Accurate and reliable bottom label placement is assured with pressurised air blow.

02 IMPRESSIVE & EYE CATCHING PRINTING


High Density Thermal Print Head

High density thermal printhead allows printing of clear and sharp characters.



Label Guides

Label guides enable precise and reliable labelling position to prevent print misalignment.



03 IMPROVED MAINTAINANCE and HYGINE

Maintenance

User replaceable Thermal head and print roller.




Hygiene

Frequent cleaning is easily accomplished with one-touch detachable conveyor and rounded design pipe legs that prevent food, dust and residue from accumulating on the machine.



04 PROMINENT SCREEN

Ergonomically designed screen and intuitive user interface assure easy and confident operation.




12.1 - inch
Color LCD
Touch Panel

- Simple and reliable key operation is assured with large and clear colour LCD touch panel together with easy-to-use tactile keys.
- Tiltable console can be adjusted to the most convenient and comfortable viewing angle.
- Product images and logo graphics can be displayed on the console screen for verification before production starts.

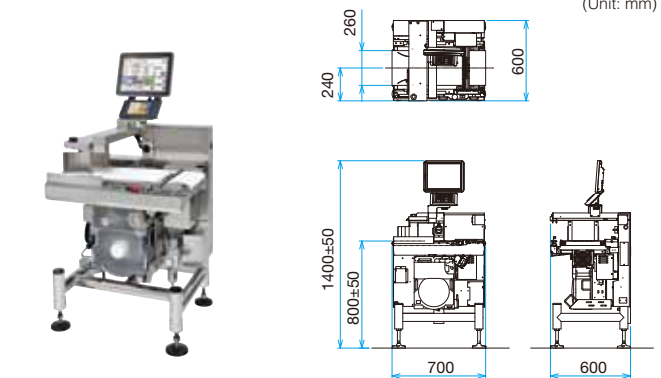
AL-AI-W : Upper Labeling and Bottom Labeling

*Upper Labeling only (AL-AI-S) and automatic adjustment of upper labeling (AL-AI-AW) are also available with the same dimensions. (Unit: mm)



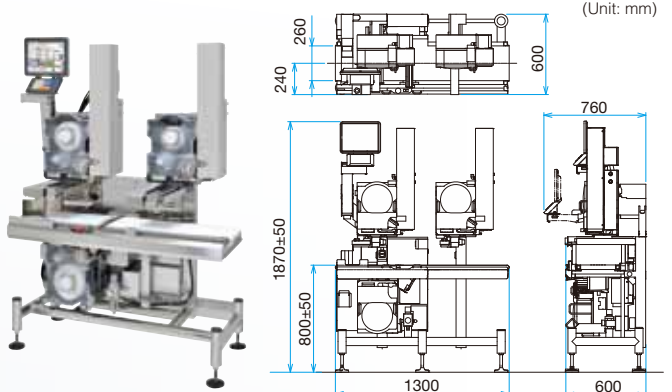
AL-AI-U : Bottom Labeling

(Unit: mm)



AL-AI-ATW : Upper Twin Labeling and Bottom Labeling

(Unit: mm)



OPTIONS

Tactile Keys



Warning Light

150mm Extension
Out-feed ConveyorCorner-wrap Label
Applicator

Scanner



Long Tray Side Guides

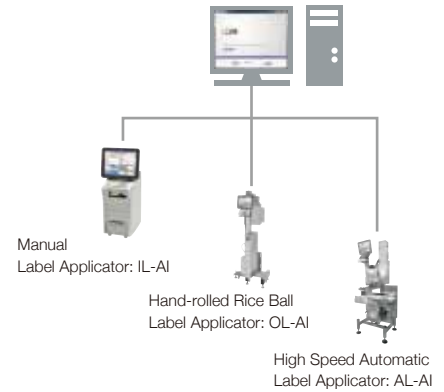
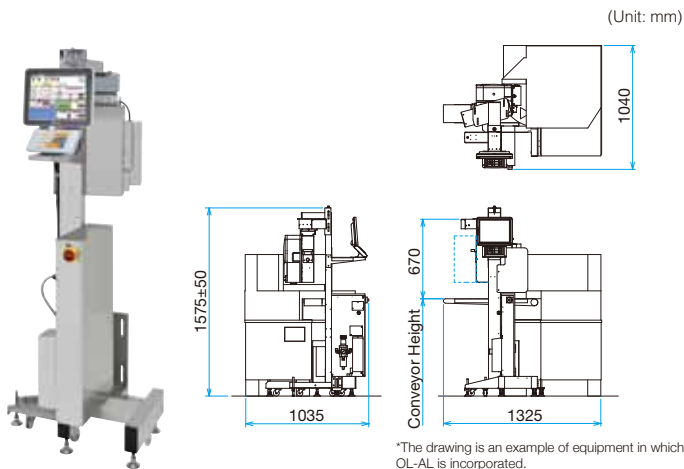


Bottom Labeling Sensor

- Bag Labeling Application
- 200mm Extension In-feed Conveyor
- Automatic Tray Side Guides
- Bottom Pressing Roller
- Discharge Roller Conveyor

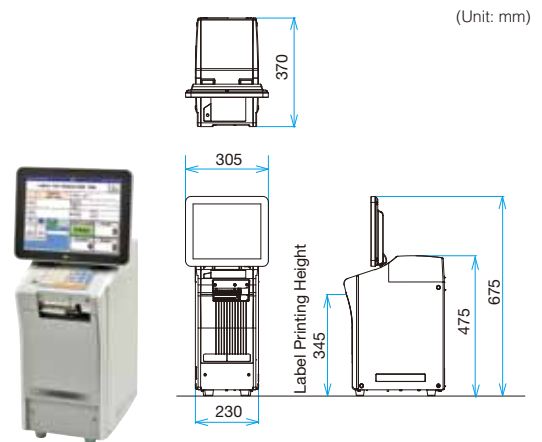
SYSTEM CONFIGURATION**LQM**

LQM is a powerful computer-based application that provides a smart production management with quick and flexible PLU /Label format editing and production analysis.

**RELATED EQUIPMENTS****OL-AI** (Hand-rolled Rice Ball Label Applicator)

(Unit: mm)

*The drawing is an example of equipment in which OL-AL is incorporated.

IL-AI (Manual Label Applicator)

(Unit: mm)

SPECIFICATIONS

Model Name	OL-AI Type	FHN	FHN3
Display Console	Backlit 12.1-inch color LCD touch-panel (800 × 600 dots)		○
Tactile Keys	Mounted below the display unit		▲
Labeling Method	Labeling by air cylinder pusher		○
Labeling Capacity	Maximum: 60 labels/minute *1		○
Printing Method	Direct thermal printing		○
Print Head	3-inch (960 dots), 12 dots /mm		○
Label Size	Width: 30 to 60 mm, Height: 30 to 40 mm		○
Label Roll Exchange Method and Label Storage Capacity	Cassette -Label roll outer diameter: Maximum of 230 mm -5,900 labels/roll (at 36 mm(H) and 2.5 mm gap)		○
Power Supply	AC 110 ~ 220 V±10%, 50/60 Hz		○
Air Consumption	At maximum capacity	25 Nl/min	
Weight	Printer unit	Approx. 75 kg	Approx. 35 kg
	Separately placed console display unit	—	Approx. 25 kg
Dimensions (Length × Depth × Height)	Printer unit	639 × 700 × 151 mm	518 × 533 × 515 mm
	Separately placed console display unit	—	435 × 450 × 1,450 mm

*Denote: ○ Available as Standard, ● Selected Type, ▲ Factory Option, — N/A

*1 Labelling capacity may vary depending upon label size, length and shape of the commodity.

*2 Certain limitation may exist on printing condition and label material.

SPECIFICATIONS

Model Name	IL-AI
Display Console	Backlit 12.1-inch color LCD touch-panel (800 × 600 dots)
Tactile Keys	Mounted below the display unit
Printing Method	Direct thermal printing
Print Head	3-inch (960 dots), 12 dots /mm
Printing Speed	120 mm/sec *2
Print Method	Switching with/without peeling liner
Print Area	Width: 78 mm
Label Size	Width: 20 to 80 mm (liner width 22 to 82 mm) Height: 20 to 150 mm
Label Roll Exchange Method and Label Storage Capacity	Front-Loading detachable cassette -Label roll outer diameter: Maximum of 224 mm -5,000 labels/roll (at 42 mm(H) and 2.5 mm gap)
Power Supply	AC 110 ~ 220 V±10%, 50/60 Hz
Weight	Approx. 21 kg
Dimensions (Length × Depth × Height)	305 × 370 × 675 mm

SPECIFICATIONS

Model Name		AL-AI Type	S	W	AW	U	ATW
Controller	Display Console	Backlit 12.1-inch color LCD touch-panel (800 × 600 dots)			○		
	Tactile Keys	Mounted below the display unit			▲		
Printer Unit	Labeling Type	Upper only	○			–	
		Upper and Bottom	–	○		–	○
		Bottom only		–		○	–
	Upper Labeling	Manual (front and rear)	○			–	
	Printer Moving Mode	Automatic (front and rear)	–		○	–	○
	Upper Labeling Position	Vertical, Horizontal, Skewing, Bottom-right corner, Top-right corner, Bottom left corner, Top-left corner		○		–	○
	Labeling Method (Upper Labeling)	Rotary type motor arm labeling		○		–	○
	Labeling Capacity (Upper Labeling)	Maximum: 95 labels/minute *1		○		–	○
	Labeling Capacity (Bottom Labeling)	Maximum: 100 labels/minute *1*2	–		○		
	Print Head	3-inch (960 dots), 12 dots /mm			○		
	Printing Speed	Maximum: 200 mm/sec *3			○		
Print Area	Width: 78 mm			○			
Label Size	[Upper]Width: 20 to 80 mm (liner width 22 to 82 mm) Height: 20 to 85 mm			○		–	○
	[Bottom]Width: 20 to 80 mm (liner width 22 to 82 mm) Height: 28 to 100 mm	–		○			
Font Type	Bold, Reverse, Underlined and Framed			○			
Label Mount Unit	Label Roll Exchange Method and Label Storage Capacity	Cassette ·Label roll outer diameter: Maximum 230 mm ·5,000 labels/roll (at 42 mm(H) and 2.5 mm gap)			○		
	Label Roll Direction	Inside or Outside			○		
Conveyor Unit	Tray Size	Length: 70 to 380 mm (bottom surface: 60 mm or more) Width: 50 to 260 mm (bottom surface: 50 mm or more) Height: 15 to 150 mm False bottom height: 5 mm or less *4			○		
	Product Weight	Min:50 g, Max:4 kg			○		
	Conveyor Guide Moving	Manual adjustment			○		
	Conveyor Direction	Right-to-left/Left-to-right			●		
	Conveyor Type	Split Belt (apply-on bag-operation)			▲		
Others	Power Supply	AC 110 ~ 220 V±10%, 50/60 Hz			○		
	Air Consumption	At the maximum capacity	100 NI/min	190 NI/min		100 NI/min	300 NI/min
	Dimensions (Length × Depth × Height)	700 × 600 × 1,870±50 mm		○			–
		700 × 600 × 1,550±50 mm		–		○	–
		1,300 × 600 × 1,870±50 mm			–		○
	Weight		Approx. 130 kg	Approx. 150 kg	Approx. 150 kg	Approx. 110 kg	Approx. 220 kg
	Noise Level		75 dB or less				
Operating Environment		Temperature:0 to 40°C Humidity: 20 to 85% (no condensation)					

*Denote: ○ Available as Standard, ● Selected Type, ▲ Factory Option, – N/A

*1 Labelling capacity may vary depending upon label size, length and shape of the commodity.

*2 When the label pitch is 25 mm or less.

*3 Certain limitation may exist on printing condition and label material.

*4 Restricted depending on the combination of length, width, height and false height.

Design and specifications are subject to change without notice.



ISHIDA has established an unique and massive customer support service regime. It will respond to broader customer's need and request, such as after sales maintenance, utilization of software and software deployment/expansion.



ISHIDA CO., LTD. www.ishida.com

44,SANNO-CHO, SHOGGIN SAKYO-KU,
KYOTO 606-8392 JAPAN
Phone : 81-75-771-4141 Facsimile : 81-75-751-1634