

WM-AI-B+PS-AI



Supported by **UTMOST CAPACITY** of ISHIDA
(ALL ISHIDA)

WEIGH

INSPECT

SELL

PACKAGE

DISPLAY

Up to
6 kg
for wrapping

Up to
35
packs/min



WM-AI-B+PS-AI

Integrates conveying, weighing, wrapping, and labeling into a single compact unit.

Ideal solution for wide-variety small-lot production


Downtime for manual changeover is no longer a problem. Various size of trays can be wrapped smoothly thanks to the combination of automatic tray detection and film selection functions, resulting in the minimum burden on an operator.

Compact footprint
Width:148cm × Depth:251cm

Exterior body:
Crafted from stainless steel
providing superior rust-resistance

► Automatic infeed for reduced labor

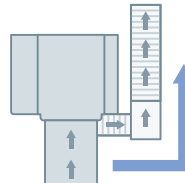
PS-AI automatically and consistently feeds trays into WM-AI-B and it reduces manual procedures and maximizes production with PS-AI's shutter function for the connecting part and WM-AI's infeed bar.



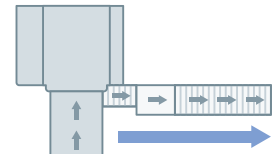
shutter

► Flexibility for line layout

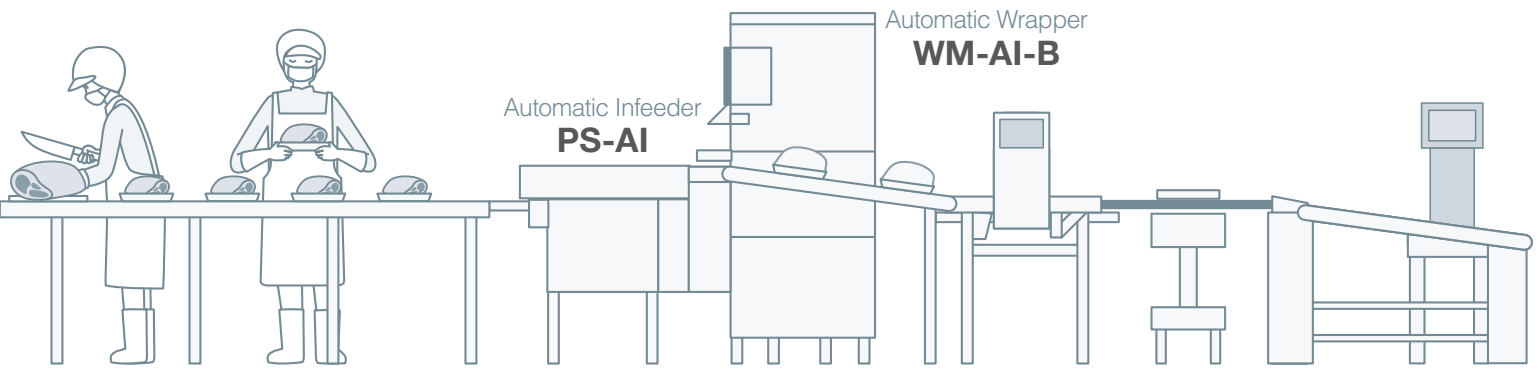
2 discharge directions are selectable.



Rear discharge conveyor
for factory production line



Right discharge conveyor
for supermarket backroom



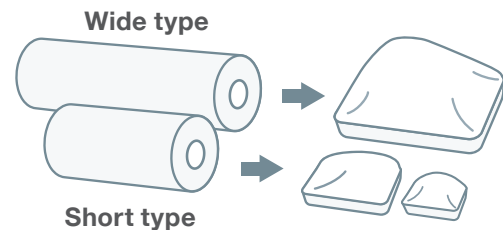
1 Efficient and high-quality wrapping and labeling

WM-AI-B+PS-AI increases production efficiency utilizing unique and advanced features.

Increase cost-savings while reducing film usage

► Two roll automatic film selection

Automatic film selection by tray provides optimal package wrap with minimum wrinkles for various side of trays. This also makes production more economical by reducing unnecessary film usage.



Clean and beautiful wrapping and labeling


► Tray height detection system

Tray height detection system allows film length and tension to automatically adjust for high volume packages and wrap it perfectly.




► Tray centering function

One of the innovative Ishida's technology, tray centering automatically corrects any tray misalignment by the pusher and centering conveyor, ensuring consistent wrap.




2 Easy operation for minimum downtime

WM-AI-B's user friendly ergonomic design focuses on maximizing operational efficiency and reducing the time required for film or label roll changes, machine cleaning, and error handling.



3 Improved hygiene and maintenance

Machine is designed to prevent accumulation of dust and debris. Assemblies where food contact is possible are easily removed for cleaning and sanitizing. The entire exterior body is crafted from stainless steel providing superior rust-resistance and outstanding durability.



Options for Market Needs

► POP label printer



POP label printer automatically prints and applies secondary promotional label and transform a tedious manual work into an efficient process.



► Linerless label for bottom printer



Bottom printer is integrated to be able to apply multiple labels to the top and bottom of the tray in one seamless operation. With linerless label, its length varies dependent on the amount of printing information, contributing to cost-saving and eco-friendly operation.

Software tool for production management

- ScaleLink Pro 5 for production management.
- Program or update PLU data, label formats and more.
- Retrieve totals and production transactions.
- Manage multiple Ishida scales with single SLP-5 installation.



► Related Products

IP-AI : Manual Scale Printer

Ideal for manual weigh price labelling. The IP-AI has the same touch screen panel and large label roll capacity. It also shares the same user interface so it can easily be integrated into the same working area as the WM-AI without the need for additional operator training.

Design and specifications are subject to change without notice.

Manual Scale Printer **IP-AI**



1-888-517-15 www.IshidaCanada.ca